



T3 SOURCE SHOWERHEAD

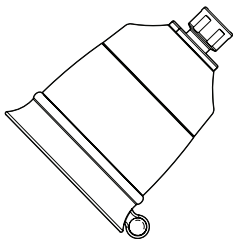
User Guide

Filtered showerhead
Model No. 73302, 73311

WHAT'S INCLUDED

SHOWERHEAD

Showerhead



Filter 73305



Plumber's Tape



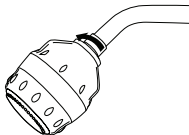
HOW TO USE YOUR SHOWERHEAD

YOU WILL NEED

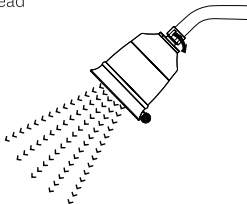
1 inch open end wrench or adjustable crescent wrench

INSTALLATION PROCEDURE

- 1 Unscrew existing showerhead from pipe. Clean the threads. Wrap plumbers tape clockwise around pipe threads.



- 2 Screw the T3 Source Showerhead into place and flush with hot water for 1 minute before showering.



Tip: If your showerhead is difficult to remove, try the following:

1. Soak joint area with vinegar to break down calcium deposits and/or wrap a wet, hot towel around area to loosen joints.
2. Grasp the pipe with a crescent wrench and unscrew the showerhead with a pipe wrench. Use caution so as not to cause damage.

HOW TO REPLACE YOUR FILTER

SHOWERHEAD

FILTER INSTALLATION PROCEDURE

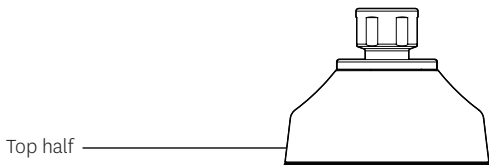
1. Unscrew the top and bottom halves of the T3 Source.
2. Remove used filter and recycle by puncturing screen and emptying contents into garden or flushing down drain.
3. Recycle plastic container.
4. Remove O-ring from inside of T3 source and clean as necessary.
5. Lightly lubricate O-ring groove inside showerhead with Vaseline® before re-installing ring.
6. Remove sticker from each end of new filter.
7. Drop in new filter and screw housing halves together.
8. Flush with hot water for a full 1 minute before showering.

Filter Replacement


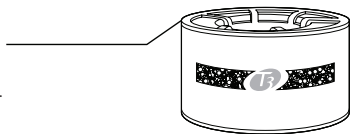
Purchase replacement filter online from the retailer where you purchased this unit or visit www.T3Micro.com. For optimal performance, your filter should be replaced every 6 months or when the filter replacement indicator turns black. Order Filter Number: 73305

HOW TO REPLACE YOUR FILTER

SHOWERHEAD



This end up when
placed in bottom
half of showerhead.
Filter: 73305



TIP: Reverse the filter every month for best results.

PERFORMANCE DATA

SHOWERHEAD

Rated Service Flow –

Maximum 2.0 gallons per minute / 7.5 liters per minute

Maximum working pressure –

80 pounds per square inch / 552 kilo pascals

Maximum operating temperature –

120°F / 49°C

This system has not been evaluated for free available chlorine reduction performance in the presence of chloramines. Free available chlorine reduction performance may be impacted by the presence of chloramines in the water supply. Please contact your local water utility to determine if chloramines are used in treating your water.

System is Certified by IAPMO R&T to NSF/ANSI 177 for chlorine reduction.



Notes: Actual performance may vary. Filtration system not intended to be used as a drinking water treatment unit. System and installation must comply with applicable state and local regulations.

T3 LIMITED WARRANTY TERMS & CONDITIONS

T3 Micro will repair or replace (at our option) T3 products for twenty-four (24) months from the date of purchase if they are defective in workmanship or materials. This limited warranty does not cover (1) damage due to misuse or abuse during installation and thereafter or (2) tampering, such as repair or attempted repair. To obtain service under this warranty, please visit t3micro.com/warrantyclaim to submit a warranty claim, or call us at (866) 376-8880 to receive detailed instructions. You will be required to provide proof of purchase.

THIS LIMITED WARRANTY IS ONLY VALID: (1) IF YOU CAN PROVIDE PROOF OF PURCHASE; (2) IF THE PRODUCT IS PURCHASED FROM AN AUTHORIZED SELLER OF T3 GOODS.

Any implied warranties, obligations, or liabilities, including but not limited to the implied warranty of merchantability and fitness for a particular purpose, shall be limited in duration to the 24 month duration of this written limited warranty. Some states do not allow limitation on how long an implied warranty lasts, so the above limitation may not apply to you.

IN NO EVENT SHALL T3 BE LIABLE FOR ANY SPECIAL, INCIDENTAL, OR CONSEQUENTIAL DAMAGES FOR BREACH OF THIS OR ANY OTHER WARRANTY, EXPRESS OR IMPLIED.

Visit www.t3micro.com/register to complete your warranty registration.

Model No.
73302, 73311

T3 Micro, Inc.
Venice, CA USA
Made in China